

LITTA

design DEBONADEMEO STUDIO



LITTA ridisegna la banquette con la stessa naturalezza con cui un caffè storico occupa il suo angolo di città.

Forme stondate e modulari si adattano allo spazio senza forzarlo, accogliendo molte persone con discrezione.

Una presenza silenziosa che appartiene al luogo e che sa restare, nel tempo e nei ricordi di chi vi si siede.

LITTA reimagines the banquette with the same ease with which a historic café claims its corner of the city. Rounded, modular forms that settle into the space, welcoming many people with discretion.

A quiet presence that belongs to the place — and that endures, in time and in the memory of those who sit there.

LITTA

design DEBONADEMEO STUDIO

1P DX-SX / 1S R-L



1P CENTRALE / 1S NO ARMRESTS



3P DX-SX / 3S R-L



3P CENTRALE / 3S NO ARMRESTS



4P DX-SX / 4S R-L



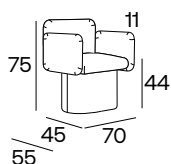
4P CENTRALE / 4S NO ARMRESTS




LITTA


design DEBONADEMEO STUDIO

1P / 1S



70 cm / 27.56"
55 cm / 21.65"
75 cm / 29.53"
44 cm / 17.32"
45 cm / 17.72"
11 cm / 4.33"

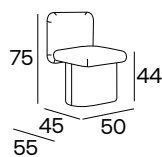
 **30 kg / 67 Lb**

 **0.34 m³**

 **3.00 mtl**
tessuto cliente /
customer fabric
H 140 cm


5.58 m²
pelle cliente /
customer pelle

1P CENTRALE / 1S NO ARMRESTS



50 cm / 19.69"
55 cm / 21.65"
75 cm / 29.53"
44 cm / 17.32"
45 cm / 17.72"

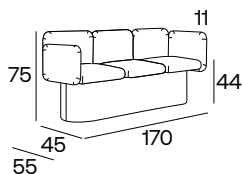
 **23 kg / 51 Lb**

 **0.24 m³**


 **2.25 mtl**
tessuto cliente /
customer fabric
H 140 cm


4.19 m²
pelle cliente /
customer pelle

3P / 3S



170 cm / 66.93"
55 cm / 21.65"
75 cm / 29.53"
44 cm / 17.32"
45 cm / 17.72"
11 cm / 4.33"

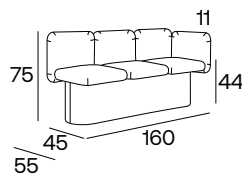
 **68 kg / 150 Lb**

 **0.79 m³**

 **5.50 mtl**
tessuto cliente /
customer fabric
H 140 cm


10.23 m²
pelle cliente /
customer pelle


3P DX-SX / 3S R-L



160 cm / 62.99"
55 cm / 21.65"
75 cm / 29.53"
44 cm / 17.32"
45 cm / 17.72"
11 cm / 4.33"

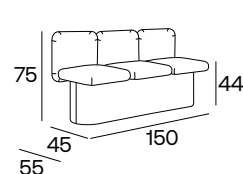
 **66 kg / 146 Lb**

 **0.74 m³**

 **5.20 mtl**
tessuto cliente /
customer fabric
H 140 cm


9.67 m²
pelle cliente /
customer pelle


3P CENTRALE / 3S NO ARMRESTS



150 cm / 59.06"
55 cm / 21.65"
75 cm / 29.53"
44 cm / 17.32"
45 cm / 17.72"

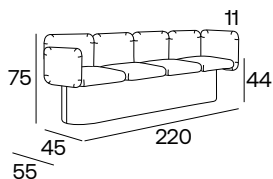
 **64 kg / 142 Lb**

 **0.70 m³**

 **4.70 mtl**
tessuto cliente /
customer fabric
H 140 cm


8.74 m²
pelle cliente /
customer pelle


4P / 4S



220 cm / 86.61"
55 cm / 21.65"
75 cm / 29.53"
44 cm / 17.32"
45 cm / 17.72"
11 cm / 4.33"

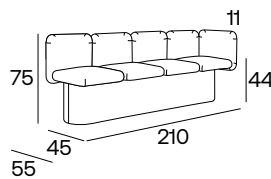
 **89 kg / 197 Lb**

 **1.01 m³**

 **7.00 mtl**
tessuto cliente /
customer fabric
H 140 cm


13.02 m²
pelle cliente /
customer pelle


4P DX-SX / 4S R-L



210 cm / 82.68"
55 cm / 21.65"
75 cm / 29.53"
44 cm / 17.32"
45 cm / 17.72"
11 cm / 4.33"

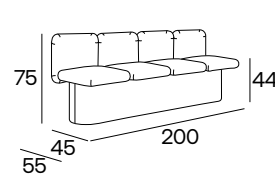
 **87 kg / 192 Lb**

 **0.97 m³**

 **6.50 mtl**
tessuto cliente /
customer fabric
H 140 cm


12.09 m²
pelle cliente /
customer pelle


4P CENTRALE / 4S NO ARMRESTS



200 cm / 78.74"
55 cm / 21.65"
75 cm / 29.53"
44 cm / 17.32"
45 cm / 17.72"

 **85 kg / 188 Lb**

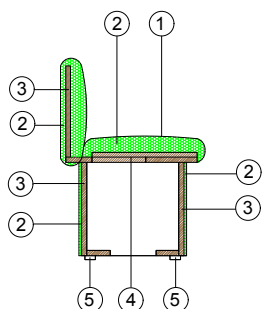
 **0.92 m³**

 **6.00 mtl**
tessuto cliente /
customer fabric
H 140 cm

11.16 m²
pelle cliente /
customer pelle

LITTA

design DEBONADEMEO STUDIO



MATERIALI / MATERIALS

- | | |
|--|---|
| 1 - tessuto/pelle | 1 - fabric/leather |
| 2 - poliuretano espanso indeformabile di diverse densità e strato di fibra di dacron® 100 gr | 2 - high resilience polyurethane foam of different densities and dacron® fiber 100 gr layer |
| 3 - telaio in agglomerato di legno | 3 - structural frame in plywood |
| 4 - cinghie elastiche intrecciate | 4 - elastic webbing |
| 5 - piedi | 5 - feet |

PIEDI / FEET



Piedi in metallo
a scomparsa
Hidden metal feet

CARATTERISTICHE / TECHNICAL FEATURES

SFODERABILITÀ /
COVER REMOVAL



VARIANTI / VERSIONS



RIVESTIMENTI CONSIGLIATI / SUGGESTED FABRICS

JAQUARD	BIELASTICO / BIELASTIC	LANA / WOOL	TESS. SPALMATO / COATED FABRIC	VELLUTO / VELVET	MICROFIBRA/ MICROFIBER	BOUCLÉ	PELLE / LEATHER
CHILI Cat. extra	B-CHEW BIT Cat. top	EUROPOST 2 Cat. elegant	VINTAGE Cat. extra	LEMMING 29500 Cat. elegant	MYSTIQUE Cat. extra	VOLT Cat. super	MOON Cat. extreme
MINI MELANGE Cat. lusso	MIRAGE Cat. lusso	FENICE Cat. extra	FLEXO FR Cat. a	8336/8336 LT Cat. lusso/extra			FLOWER Cat. elegant
OCEANIC Cat. elegant	NAUTILUS Cat. extra	HERO 2 Cat. extreme	ZEUS Cat. a	CINIGLIA / CHENILLE			BASIC Cat. elegant
ONE Cat. a	UNIFORM MELANGE Cat. plus			AMARA 83974 Cat. elegant			
PANAREA OUTDOOR Cat. a							
RADIO Cat. a							
STEELCUT TRIO 3 Cat. top							
STEP Cat. extra							
SUMMER/SUMMER FR Cat. a							