


# KOBE

design KOSMOFORM



KOBE parte dall'archetipo della palla. Volume convesso senza direzione univoca, forma che abita lo spazio con la stessa semplicità con cui una sfera trova il suo equilibrio. Il carattere vive nelle cuciture, ritmo preciso sulla superficie, come le linee che solcano un pallone. La forza silenziosa emerge dalla qualità del pensiero progettuale, millimetro dopo millimetro.

KOBE begins with the archetype of the ball. A convex volume with no single direction, a form that inhabits space with the same simplicity with which a sphere finds its balance. Its character lives in the stitching, a precise rhythm on the surface, like the lines that cross a ball. A quiet force that emerges from the quality of design thinking, millimetre by millimetre.

# KOBE

design KOSMOFORM

1P / 1S



3P / 3S



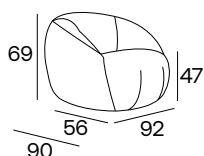
POUF




# KOBE


design KOSMOFORM

## 1P / 1S



92 cm / 36.33"  
90 cm / 35.43"  
69 cm / 27.17"  
47 cm / 18.50"  
56 cm / 22.05"

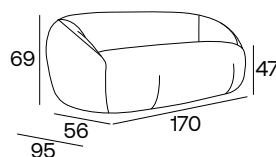
 **38 kg / 84 Lb**

 **0.64 m<sup>3</sup>**


 **3.70 mtl**  
tessuto cliente /  
customer fabric  
H 140 cm


**6.88 m<sup>2</sup>**  
pelle cliente /  
customer pelle

## 2P / 2S



170 cm / 66.93"  
95 cm / 37.40"  
69 cm / 27.17"  
47 cm / 18.50"  
56 cm / 22.05"

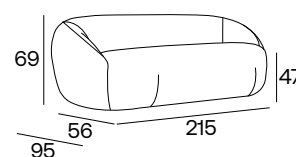
 **45 kg / 100 Lb**

 **1.23 m<sup>3</sup>**


 **6.80 mtl**  
tessuto cliente /  
customer fabric  
H 140 cm


**12.65 m<sup>2</sup>**  
pelle cliente /  
customer pelle


## 3P / 3S



215 cm / 84.65"  
95 cm / 37.40"  
69 cm / 27.17"  
47 cm / 18.50"  
56 cm / 22.05"

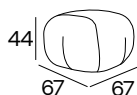
 **52 kg / 115 Lb**

 **1.54 m<sup>3</sup>**


 **10.30 mtl**  
tessuto cliente /  
customer fabric  
H 140 cm


**19.16 m<sup>2</sup>**  
pelle cliente /  
customer pelle


## POUF



67 cm / 26.38"  
67 cm / 26.38"  
44 cm / 17.32"

 **18 kg / 40 Lb**

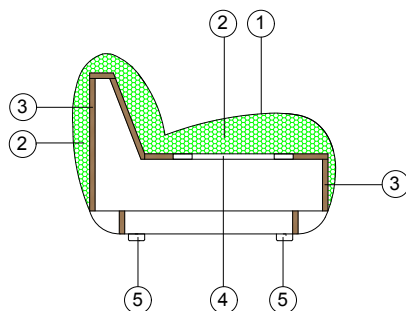
 **0.24 m<sup>3</sup>**

 **1.80 mtl**  
tessuto cliente /  
customer fabric  
H 140 cm

**3.35 m<sup>2</sup>**  
pelle cliente /  
customer pelle

# KOBE

design KOSMOFORM



## MATERIALI / MATERIALS

- 1 - tessuto/pelle
- 2 - poliuretano espanso indeformabile di diverse densità e strato di fibra di dacron® 100 gr
- 3 - telaio in agglomerato di legno
- 4 - cinghie elastiche intrecciate
- 5 - piedi P 59

- 1 - fabric/leather
- 2 - high resilience polyurethane foam of different densities and dacron® fiber 100 gr layer
- 3 - structural frame in plywood
- 4 - elastic webbing
- 5 - feet P 59

## PIEDI / FEET



P 59 h 2,5 cm  
Piedi in legno  
verniciato nero  
Black varnished feet

## CARATTERISTICHE / TECHNICAL FEATURES

SFODERABILITÀ /  
COVER REMOVAL



VARIANTI / VERSIONS



## RIVESTIMENTI CONSIGLIATI / SUGGESTED FABRICS

<b>JAQUARD</b>	<b>BIELASTICO / BIELASTIC</b>	<b>LANA / WOOL</b>	<b>TESS. SPALMATO / COATED FABRIC</b>	<b>VELLUTO / VELVET</b>	<b>BOUCLÈ</b>	<b>PELLE / LEATHER</b>
<b>CHILI</b> Cat. extra	<b>B-CHEW BIT</b> Cat. top	<b>EUROPOST 2</b> Cat. elegant	<b>FLEXO FR</b> Cat. a	<b>LEMMING 29500</b> Cat. elegant	<b>VOLT</b> Cat. super	<b>MOON</b> Cat. extreme
<b>MINI MELANGE</b> Cat. lusso	<b>MIRAGE</b> Cat. lusso	<b>FENICE</b> Cat. extra	<b>ZEUS</b> Cat. a	<b>8336/8336 LT</b> Cat. lusso/extra		<b>FLOWER</b> Cat. elegant
<b>OCEANIC</b> Cat. elegant	<b>NAUTILUS</b> Cat. extra	<b>HERO 2</b> Cat. extreme		<b>CINIGLIA / CHENILLE</b>		<b>BASIC</b> Cat. elegant
<b>ONE</b> Cat. a	<b>UNIFORM MELANGE</b> Cat. plus			<b>AMARA 83974</b> Cat. elegant		
<b>RADIO</b> Cat. a						
<b>STEELCUT TRIO 3</b> Cat. top						
<b>STEP</b> Cat. extra						