


PISCINE

design STUDIOCHARLIE



La famiglia di pouf PISCINE è una collezione modulare e componibile di cubi dalle geometrie essenziali, caratterizzati da incisioni sulla superficie superiore, che oltre a svolgere una funzione estetica, sono progettate per accogliere chi si siede in modo naturale e confortevole. Gli elementi grafici distinguono ogni modulo, rendendolo unico e riconoscibile, creando dinamismo visivo nelle isole composte da più elementi.

The PISCINE pouf collection is a modular and customizable series of cubic seats with essential geometries. Their upper surface features sculpted indentations that, beyond their aesthetic function, are designed to naturally accommodate the body, offering a comfortable and intuitive seating experience. Each module is distinguished by unique graphic elements, enhancing its recognizability and adding visual dynamism to compositions made up of multiple elements.



PISCINE
design STUDIOCHARLIE



PISCINE

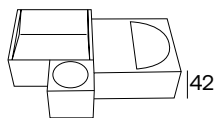
design STUDIOCHARLIE

COMPOSIZIONI SUGGERITE / SUGGESTED CONFIGURATIONS



PISCINE

design STUDIOCHARLIE

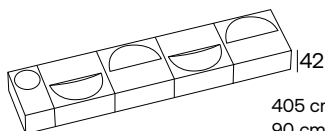
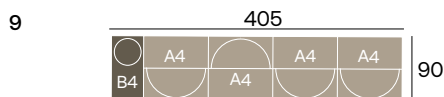


180 cm / 70.87"
135 cm / 53.15"
42 cm / 16.54"

60 kg / 133 Lb

X 2 0.39 m³ X 1 - 0.11 m³ X 1

7.90 mtl
tessuto cliente /
customer fabric
H 140 cm

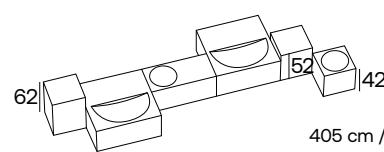
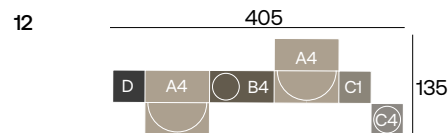


405 cm / 159.35"
90 cm / 35.43"
42 cm / 16.54"

111 kg / 245 Lb

X 5 0.39 m³ X 4 - 0.21 m³ X 1

14.20 mtl
tessuto cliente /
customer fabric
H 140 cm

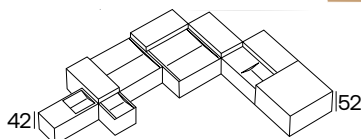
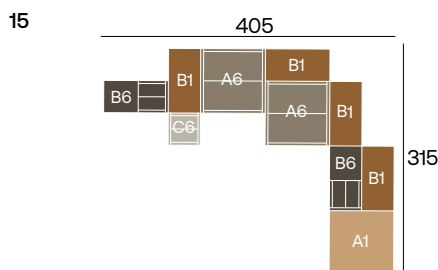


405 cm / 159.35"
135 cm / 53.15"
42 cm / 16.54"
52 cm / 20.47"
62 cm / 24.41"

97 kg / 214 Lb

X 5 0.39 m³ X 2 - 0.21 m³ X 1 -
0.13 m³ X 1 - 0.15 m³ X 1

13.40 mtl
tessuto cliente /
customer fabric
H 140 cm

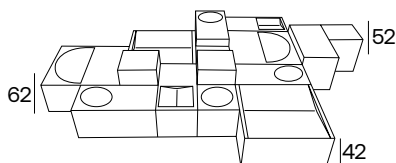
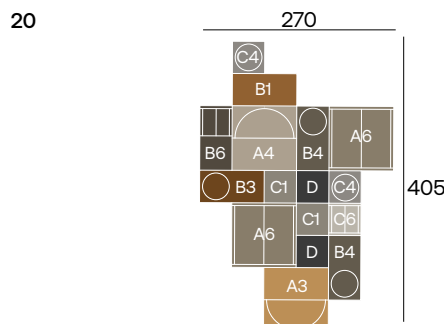


405 cm / 159.35"
90 cm / 35.43"
42 cm / 16.54"
52 cm / 20.47"

141 kg / 311 Lb

X 8 0.21 m³ X 2 - 0.25 m³ X 2 -
0.39 m³ X 2 - 0.11 m³ X 1 -
0.48 m³ X 1

21.50 mtl
tessuto cliente /
customer fabric
H 140 cm



270 cm / 106.3"
405 cm / 159.35"
42 cm / 16.54"
52 cm / 20.47"
62 cm / 24.41"

219 kg / 483 Lb

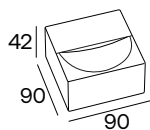
X 9 0.93 m³ X 1 - 0.84 m³ X 1 -
0.48 m³ X 1 - 0.39 m³ X 1 -
0.25 m³ X 2 - 0.21 m³ X 1 -
0.13 m³ X 1 - 0.27 m³ X 1

34.60 mtl
tessuto cliente /
customer fabric
H 140 cm

PISCINE


design STUDIOCHARLIE

A4



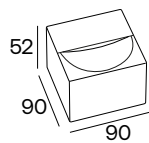
90 cm / 35.43"
90 cm / 35.43"
42 cm / 16.54"

 24 kg / 53 Lb


 0.39 m³


 3.20 mtl
tessuto cliente /
customer fabric
H 140 cm

A3



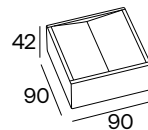
90 cm / 35.43"
90 cm / 35.43"
52 cm / 20.47"

 22 kg / 49 Lb

 0.48 m³


 3.30 mtl
tessuto cliente /
customer fabric
H 140 cm

A6



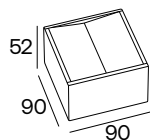
90 cm / 35.43"
90 cm / 35.43"
42 cm / 16.54"

 24 kg / 53 Lb


 0.39 m³


 3.20 mtl
tessuto cliente /
customer fabric
H 140 cm

A5



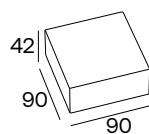
90 cm / 35.43"
90 cm / 35.43"
52 cm / 20.47"

 22 kg / 49 Lb


 0.48 m³


 3.30 mtl
tessuto cliente /
customer fabric
H 140 cm

A2



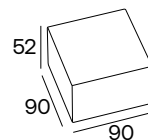
90 cm / 35.43"
90 cm / 35.43"
42 cm / 16.54"

 22 kg / 49 Lb

 0.39 m³


 3.10 mtl
tessuto cliente /
customer fabric
H 140 cm


A1



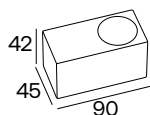
90 cm / 35.43"
90 cm / 35.43"
52 cm / 20.47"

 20 kg / 45 Lb


 0.48 m³


 3.10 mtl
tessuto cliente /
customer fabric
H 140 cm

B4



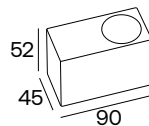
90 cm / 35.43"
45 cm / 17.72"
42 cm / 16.54"

 15 kg / 34 Lb


 0.21 m³


 2.40 mtl
tessuto cliente /
customer fabric
H 140 cm

B3



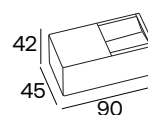
90 cm / 35.43"
45 cm / 17.72"
52 cm / 20.47"

 15 kg / 34 Lb

 0.25 m³


 2.60 mtl
tessuto cliente /
customer fabric
H 140 cm

B6



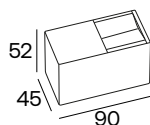
90 cm / 35.43"
45 cm / 17.72"
42 cm / 16.54"

 15 kg / 34 Lb


 0.21 m³


 2.40 mtl
tessuto cliente /
customer fabric
H 140 cm

B5



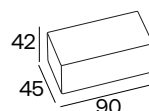
90 cm / 35.43"
45 cm / 17.72"
52 cm / 20.47"

 13 kg / 29 Lb


 0.25 m³


 2.60 mtl
tessuto cliente /
customer fabric
H 140 cm


B2



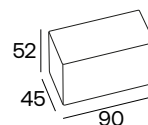
90 cm / 35.43"
45 cm / 17.72"
42 cm / 16.54"

 12 kg / 27 Lb


 0.21 m³


 2.30 mtl
tessuto cliente /
customer fabric
H 140 cm

B1



90 cm / 35.43"
45 cm / 17.72"
52 cm / 20.47"

 10 kg / 23 Lb

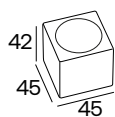
 0.25 m³

 2.50 mtl
tessuto cliente /
customer fabric
H 140 cm


PISCINE


design STUDIOCHARLIE

C4



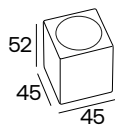
45 cm / 17.72"
45 cm / 17.72"
42 cm / 16.54"

 **12 kg / 27 Lb**


 **0.11 m³**


 **1.90 mtl**
tessuto cliente /
customer fabric
H 140 cm

C3



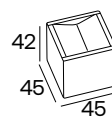
45 cm / 17.72"
45 cm / 17.72"
52 cm / 20.47"

 **10 kg / 23 Lb**

 **0.13 m³**


 **2.00 mtl**
tessuto cliente /
customer fabric
H 140 cm


C6



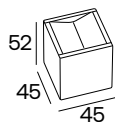
45 cm / 17.72"
45 cm / 17.72"
42 cm / 16.54"

 **12 kg / 27 Lb**


 **0.11 m³**


 **1.90 mtl**
tessuto cliente /
customer fabric
H 140 cm

C5



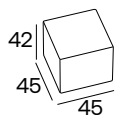
45 cm / 17.72"
45 cm / 17.72"
52 cm / 20.47"

 **10 kg / 23 Lb**


 **0.13 m³**


 **2.00 mtl**
tessuto cliente /
customer fabric
H 140 cm

C2



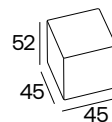
45 cm / 17.72"
45 cm / 17.72"
42 cm / 16.54"

 **10 kg / 23 Lb**


 **0.11 m³**


 **1.80 mtl**
tessuto cliente /
customer fabric
H 140 cm

C1



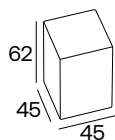
45 cm / 17.72"
45 cm / 17.72"
52 cm / 20.47"

 **8 kg / 18 Lb**

 **0.13 m³**


 **1.90 mtl**
tessuto cliente /
customer fabric
H 140 cm

D



45 cm / 17.72"
45 cm / 17.72"
62 cm / 24.41"

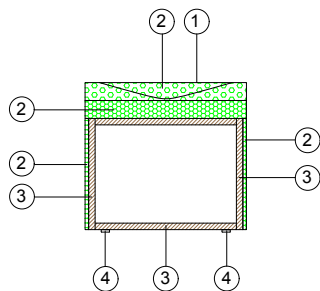
 **14 kg / 31 Lb**

 **0.15 m³**

 **2.10 mtl**
tessuto cliente /
customer fabric
H 140 cm

PISCINE

design STUDIOCHARLIE



MATERIALI / MATERIALS

1 - tessuto

2 - poliuretano espanso indeformabile densità variabili e strato di fibra di dacron® 100 gr

3 - telaio in multistrato di legno di abete

4 - piedi a scomparsa in metallo

1 - fabric

2 - high resilience polyurethane foam var. densities and dacron® fiber 100 gr layer

3 - structural frame in plywood

4 - hidden metal feet

CARATTERISTICHE / TECHNICAL FEATURES

SFODERABILITÀ /
COVER REMOVAL



VARIANTI / VERSIONS



RIVESTIMENTI / FABRICS

JAQUARD

**LANA /
WOOL**

Per motivi tecnici, questa collezione può essere realizzata esclusivamente con due tipologie di tessuto della nostra collezione.

YOREDALE
Cat. extreme

EUROPOST 2
Cat. elegant

For technical reasons, this collection can only be upholstered with two fabric types from our collection.