

NINA

design SIMONE MICHELI



NINA svolge un ruolo ibrido: complemento di arredo e seduta, una poltroncina sinuosa ed ergonomica, di piccole dimensioni. Aggraziata e disinvolta si colloca in piccoli spazi ricettivi e residenziali laddove vi è l'esigenza di creare un angolo magico.

NINA plays a hybrid role: it's a piece of interior design and a seat, a petite sinuous and ergonomic armchair. Graceful and casual, it can be placed in small residential settings or in accommodation facilities and wherever there is the need to create a magic corner.

NINA

design SIMONE MICHELI

1P SENZA BRACCILI /
1S WITHOUT ARMRESTS



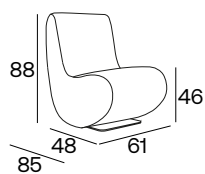
1P CON BRACCILI /
1S WITH ARMRESTS




NINA


design SIMONE MICHELI


1P SENZA BRACCIOLI / 1S WITHOUT ARMRESTS



61 cm / 24.02"
85 cm / 33.46"
88 cm / 34.65"
46 cm / 18.11"
48 cm / 18.90"

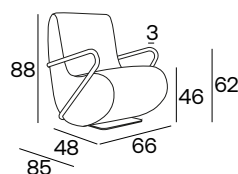
 19 kg / 42 Lb

 0.52 m³


 **3.50 mtl**
tessuto cliente /
customer fabric
H 140 cm


6.51 mtl
tessuto cliente /
customer fabric
H 140 cm


1P CON BRACCIOLI / 1S WITH ARMRESTS



66 cm / 25.98"
85 cm / 33.46"
88 cm / 34.65"
46 cm / 18.11"
48 cm / 18.90"
62 cm / 24.41"
3 cm / 1.18"

 19 kg / 42 Lb

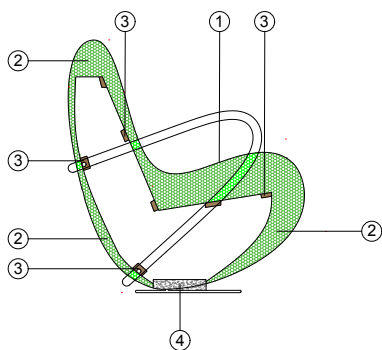
 0.56 m³

 **3.50 mtl**
tessuto cliente /
customer fabric
H 140 cm

6.51 mtl
tessuto cliente /
customer fabric
H 140 cm

NINA

design SIMONE MICHELI



MATERIALI / MATERIALS

- 1 - tessuto/pelle
- 2 - poliuretano espanso indeformabile di diverse densità e strato di fibra di dacron® 100 gr
- 3 - telaio in multistrato di legno di abete
- 4 - struttura-braccioli B 52

- 1 - fabric/leather
- 2 - high resilience polyurethane foam of different densities and dacron® fiber 100 gr layer
- 3 - structural frame in solid firwood
- 4 - frame-armrests B 52

BASE-BRACCIOLI / BASE-ARMRESTS



B 52 h 0.8 cm
Struttura-braccioli
in metallo
Metal
frame-armrests

DI SERIE / INCLUDED



Cromato lucido
Polished plated
chrome

OPTIONAL / EXTRA COST



RAL - NCS a scelta
RAL - NCS on
request



Champagne perlato gloss
Champagne pearl gloss

CARATTERISTICHE / TECHNICAL FEATURES

SFODERABILITÀ /
COVER REMOVAL



VARIANTI / VERSIONS



RIVESTIMENTI CONSIGLIATI / SUGGESTED FABRICS

JAUQUARD	BIELASTICO / BIELASTIC	LANA / WOOL	TESS. SPALMATO / COATED FABRIC	VELLUTO / VELVET	MICROFIBRA/ MICROFIBER	BOUCLÈ	PELLE / LEATHER
CHILI Cat. extra	B-CHEW BIT Cat. top	EUROPOST 2 Cat. elegant	VINTAGE Cat. extra	LEMMING 29500 Cat. elegant	MYSTIQUE Cat. extra	VOLT Cat. super	MOON Cat. extreme
MINI MELANGE Cat. lusso	MIRAGE Cat. lusso	FENICE Cat. extra	FLEXO FR Cat. a	8336/8336 LT Cat. lusso/extra			FLOWER Cat. elegant
OCEANIC Cat. elegant	NAUTILUS Cat. extra	HERO 2 Cat. extreme	ZEUS Cat. a	CINIGLIA / CHENILLE			BASIC Cat. elegant
ONE Cat. a	UNIFORM MELANGE Cat. plus			AMARA 83974 Cat. elegant			OLD Cat. top
PANAREA OUTDOOR Cat. a							LUX Cat. top
RADIO Cat. a							RÈTRO Cat. extreme
STEELCUT TRIO 3 Cat. top							NABUK Cat. plus
STEP Cat. extra							
SUMMER/SUMMER FR Cat. a							