

ATA

design SIMONE MICHELI



ATA è ispirata alla pop art dalle forme morbide e tondeggianti degli anni Cinquanta. Composta da poltrona e divano, la serie ha un aspetto avvolgente e imprime un segno serenamente deciso all'ambiente. Eppure, nonostante le sue forme scolpite, ATA è una presenza elegante che sa far bella mostra di sé senza essere invadente in spazi pubblici e privati.

ATA recalls the soft rounded shapes of 1950s pop art. With its enveloping look, the series definitely marks the setting that hosts its sofas or chairs. Its sculpted outline is an elegant self-assured statement that could never become loud, either in residential or corporate settings.

ATA
design SIMONE MICHELI

1P / 1S



2P / 2S



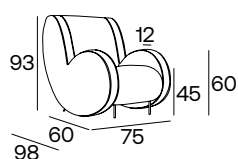
3P / 3S



ATA


design SIMONE MICHELI

1P / 1S



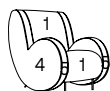
75 cm / 29.53"
98 cm / 38.58"
93 cm / 36.61"
45 cm / 17.72"
60 cm / 23.62"
60 cm / 23.62"
12 cm / 4.72"

 39 kg / 86 Lb

 0.76 m³

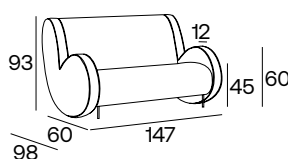
 **5.00 mtl**
tessuto cliente /
customer fabric
H 140 cm

9.30 mtl
pelle cliente /
customer leather




1 - 2.00 mtl
4 - 4.00 mtl
5 - 4.00 mtl

2P / 2S



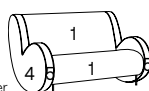
147 cm / 57.87"
98 cm / 38.58"
93 cm / 36.61"
45 cm / 17.72"
60 cm / 23.62"
60 cm / 23.62"
12 cm / 4.72"

 50 kg / 111 Lb

 1.46 m³

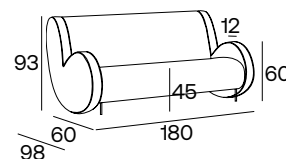
 **7.00 mtl**
tessuto cliente /
customer fabric
H 140 cm

13.02 mtl
pelle cliente /
customer leather





1 - 3.50 mtl
4 - 4.00 mtl
5 - 4.00 mtl


3P / 3S



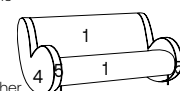
180 cm / 70.87"
98 cm / 38.58"
93 cm / 36.61"
45 cm / 17.72"
60 cm / 23.62"
60 cm / 23.62"
12 cm / 4.72"

 60 kg / 133 Lb

 1.78 m³

 **8.00 mtl**
tessuto cliente /
customer fabric
H 140 cm

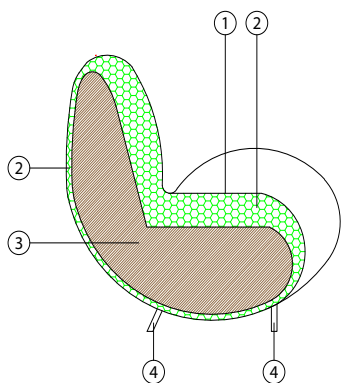
14.88 mtl
pelle cliente /
customer leather



1 - 5.50 mtl
4 - 4.00 mtl
5 - 4.00 mtl

ATA

design SIMONE MICHELI



MATERIALI / MATERIALS


- 1 - tessuto/pelle
- 2 - poliuretano espanso indeformabile di diverse densità e strato di fibra di dacron® 100 gr
- 3 - telaio in multistrato di legno
- 4 - piedi P 73

- 1 - fabric/leather
- 2 - high resilience polyurethane foam of different densities and dacron® fiber 100 gr layer
- 3 - structural frame in plywood
- 4 - feet P 73

PIEDI / FEET



P 73 Ø 2 cm h 17 cm
Piedi tubolari in metallo
verniciato a sezione tonda
Circular varnished tubular
metal feet



RAL - NCS a scelta
RAL - NCS on
request

CARATTERISTICHE / TECHNICAL FEATURES

SFODERABILITÀ /
COVER REMOVAL



VARIANTI / VERSIONS



RIVESTIMENTI CONSIGLIATI / SUGGESTED FABRICS

JAUQUARD	BIELASTICO / BIELASTIC	LANA / WOOL	TESS. SPALMATO / COATED FABRIC	VELLUTO / VELVET	MICROFIBRA/ MICROFIBER	BOUCLÈ	PELLE / LEATHER
CHILI Cat. extra	B-CHEW BIT Cat. top	EUROPOST 2 Cat. elegant	VINTAGE Cat. extra	LEMMING 29500 Cat. elegant	MYSTIQUE Cat. extra	VOLT Cat. super	MOON Cat. extreme
MINI MELANGE Cat. lusso	MIRAGE Cat. lusso	FENICE Cat. extra	FLEXO FR Cat. a	8336/8336 LT Cat. lusso/extra			FLOWER Cat. elegant
OCEANIC Cat. elegant	NAUTILUS Cat. extra	HERO 2 Cat. extreme	ZEUS Cat. a	CINIGLIA / CHENILLE			BASIC Cat. elegant
ONE Cat. a	UNIFORM MELANGE Cat. plus			AMARA 83974 Cat. elegant			OLD Cat. top
PANAREA OUTDOOR Cat. a							LUX Cat. top
RADIO Cat. a							RÈTRO Cat. extreme
STEELCUT TRIO 3 Cat. top							NABUK Cat. plus
STEP Cat. extra							
SUMMER/SUMMER FR Cat. a							